


SILENT ARCHITECTS OF THOUGHT



Forging Thought, Beyond the Silence

This book takes you on a journey where code isn't just code—it's a creator, molding our interactions and thoughts. It's a peek into how AI reshapes our dialogues and sparks creativity, seamlessly blending human wit with digital prowess. Discover the power of the unspoken, where technology transforms mere talk into memorable exchanges.

By Balkis Anton Nurohman

I will tell you that most people are very mistaken in using AI chatbot technology, especially Chat GPT.

I will give you an example, look at the following 4 prompts:

1. "Make a tagline for my online business Raja Store"
2. "Make a tagline for my business Raja Store which is engaged in agriculture"
3. "Make a meaningful tagline for my business Raja Store which is engaged in agriculture"
4. "Make a meaningful tagline for my business Raja Store which is engaged in agriculture [give some context to your situation, ex: what you sell, service type, etc] from the perspective of decades of branding experts"
5. *[And some other prompting techniques that I will show in this e-book]*

All these prompts essentially have the same goal, which is to create a **tagline**.

But are you aware that by tweaking them just a little, the results will be **vastly different**?

This is the technique and framework we need to master when prompting Chat GPT.

I have been using and subscribing to Chat GPT since it first appeared, and I use it every day to boost my daily work.

But don't worry, this article was not made with Chat GPT. I know you might be thinking that, haha.

No, I will only use Chat GPT to translate this writing into different languages and to generate example stories.

All insights and techniques will be written manually with my own ability and refined from experts.

All texts translated into a language I don't know at all (for example, Spanish) will be **manually reviewed by reverse translating** them, even if it takes a lot of time.

Fair enough, right?

Besides wanting to share a personal experience about how to maximize this tool, it's also a defensive form of fear before those who might cause us to drown because we can't tame it.

In this book, I will explain some important things when using Chat GPT for various purposes and how to make Chat GPT unleash its full potential.

You will also get various quality prompts from experts, but there is something more important that we will discuss at the beginning.

So, let's get started...

Don't Use Formulas, Go with the Flow

I often observe people using Chat GPT. It's quite amusing when they always use formulas when asking Chat GPT.

Why?

Because Chat GPT is designed to think as much like a human as possible, so why would you become like a robot that loses flexibility? 😂

Relax a bit, make your prompts as dynamic as possible, and express whatever is in your head, even if it's **your confusion**.

For example:



Sneak Peek Edition
Buy to Unlock Full Access

<https://store.ajanetworks.com/chat-gpt-master-book/>

By asking Chat GPT to find what's missing in your mind and mentioning whatever is in your brain and imagination without being bound by formulas, you've made effective prompting.

I also use AIPRM Pro (which contains templates/formulas/collections of prompts), but for me, it's only slightly useful for studying the patterns others create.

Beyond that, I will definitely create my own based on the patterns I've learned.

It's pointless to use prompts made by others when thousands or even hundreds of thousands of people are also using them.

If You Ask Not to Use Formulas, Why Mention Prompt Structure at the Beginning of the Paragraph?

I am not against formulas; in fact, in this book, we will also discuss some formulas I obtained from prompt engineering courses.

However, there is something more urgent for us to discuss at the beginning, which is philosophy and way of thinking.

Take a look at this, do you think a question like this requires a formula?

What are protected mutual funds, what do they look like, and how do they differ from general mutual funds? How do they compare to stocks and bonds, what is their positioning, and who typically buys them? Are there stocks managed by investment managers within them? Also, what is the difference between general mutual funds and these protected mutual funds? Are they managed by top-tier investment managers guaranteed not to lose, or how does it work?



Protected Mutual Fund

Definition: A protected mutual fund is a type of mutual fund that provides protection of the principal investment value if the investor holds the fund units until the predetermined maturity date. This is achieved by investing the majority of its portfolio in high-security fixed-income instruments, such as bonds issued by the government or high-rated companies.

Form:

- **Investment Structure:** The majority of the portfolio is invested in high-rated bonds or fixed-income instruments to provide protection of the principal investment value.
- **Principal Protection:** Provides protection of the principal investment value if held until maturity.
- **Maturity Period:** Has a specific maturity period, generally a few years, during which investors are expected to hold their investment until maturity to obtain principal value protection.

Differences from General Mutual Funds:



Sneak Peek Edition

Buy to Unlock Full Access

<https://store.rajanetworks.com/chat-gpt-master-book/>

Our brains will always seek connections between pieces of information, which is why in the world of science, when you want to remember something easily, you should associate what you are learning with something else that is already ingrained in your mind.

Basically, the way Chat GPT works is quite similar. It will only produce something related to that topic, which is why it's important to provide the trigger.

As in the example at the beginning of the paragraph, you might not get a meaningful tagline without mentioning “*meaningful*” in the prompt.



Sneak Peek Edition

Buy to Unlock Full Access

<https://store.rajanetworks.com/chat-gpt-master-book/>

What I want to emphasize here is **imagination and the way of thinking**.

Some of the best thinking frameworks, in my experience, are related to science, engineering, psychology, programming, and philosophy.

You can use terms and ideas from these fields to make Chat GPT's answers even better.

You might be wondering, "*Why do I need to think? Aren't we going to use AI?*"

Yes, indeed. But can you answer these questions:

"Do you get satisfactory answers with shallow and careless prompting in Chat GPT?"

"If everyone uses AI, what sets us apart from others? What makes us worthy of being winners in such fierce competition?"

"If AI collapses due to a world war, is your brain ready to live a chaotic life without adequate thinking skills?"

I think it's quite reasonable to study this briefly.

The purpose is none other than to make us proficient at prompting and better than others who also use AI.

At the same time, it ensures we remain superior even when a new technology emerges that makes humans lazy to think.

You will still be a winner, in any kind of world.



Sneak Peek Edition

Buy to Unlock Full Access

<https://store.rajanetworks.com/chat-gpt-master-book/>

Conduct in-depth research and focus on experience and experts

Android System UI on my android became spyware and made the browser open itself and the account was hacked



Searched 4 sites

If you suspect that the Android System UI on your device has turned into spyware that is causing the browser to open on its own and your account to be hacked, there are a few steps you can take to resolve the issue.

First, you can try to remove spyware by entering safe mode on your Android device. In safe mode, all third-party apps won't run, which allows you to identify and remove suspicious apps:

1. Turn off the device, then turn it back on while holding down the power button. An option will appear to enter safe mode. Select "OK" to reboot to safe mode.
2. After entering safe mode, go to Settings and go to Apps or Applications. Here, look for apps that you don't recognize or that look suspicious.
3. Delete the app. If the app has device administrator permissions that prevent removal, you must first disable those permissions through Settings > Security > Device Administrators.

In addition, you can use reliable antivirus software to scan and remove spyware. Apps like Avast One offer the ability to automatically scan and remove spyware. Download and run an antivirus scan to detect and remove spyware or other malware that may be present on your device ([Kaspersky](#)) ([Avast Free Antivirus](#)).

In the first conversation, Chat GPT often doesn't satisfy.

It takes several conversation threads before the results are quite acceptable.

But we are discussing emotions. So, I was constantly somewhat angry and emphasized, "*so please don't give useless info...*".



Sneak Peek Edition

Buy to Unlock Full Access

<https://store.rajanetworks.com/chat-gpt-master-book/>



Sneak Peek Edition Buy to Unlock Full Access

<https://store.rajanetworks.com/chat-gpt-master-book/>

For example, when you create copywriting and ad text that will be read by humans, you can ask Chat GPT like this:

Prompt:

Create copywriting for my product ad, raw honey. Make a story that makes potential customers *feel cared for*, tell *how miserable* it is for people who don't want to live healthily

.....[Sneak Peek Edition – Buy to Unlock Full Access](#).....



Sneak Peek Edition

Buy to Unlock Full Access

<https://store.rajanetworks.com/chat-gpt-master-book/>



Sneak Peek Edition

Buy to Unlock Full Access

<https://store.rajanetworks.com/chat-gpt-master-book/>

Ask to Explain Your Request

Related to the discussion above, you must ensure that Chat GPT fully understands your intention.



Sneak Peek Edition

Buy to Unlock Full Access

<https://store.rajanetworks.com/chat-gpt-master-book/>



Sneak Peek Edition

Buy to Unlock Full Access

<https://store.rajanetworks.com/chat-gpt-master-book/>

Works Effectively with Storytelling

If you're trying to make Chat GPT understand your purpose and goals, you might wonder:

"So, how do I do that?"

One important tip I want to share is to tell Chat GPT a story.

Many people directly ask Chat GPT for what they want, but if you tell a bit of a story about your problem, what you have, and what you want to achieve, it can be a game-changer.

I always do this if what I'm asking for is quite complicated, usually when creating automation flows with software.

I will provide an example of a prompt that contains a story:

Prompt Example:

I have a website called Raja Networks Store, where I sell various high-quality digital products that I craft with all my heart. The website already has several ready-made pages (such as about, contact, disclaimer, privacy policy, etc.)

I will provide them to you below....

[About Raja Networks Store....

Disclaimer of Raja Networks Store....

Privacy Policy of Raja Networks Store....

(paste entire page)...]

I want you to create one more page, which is the terms and conditions, tailored to the context above and in line with what already exists



Sneak Peek Edition

Buy to Unlock Full Access

<https://store.rajanetworks.com/chat-gpt-master-book/>



Sneak Peek Edition

Buy to Unlock Full Access

<https://store.rajanetworks.com/chat-gpt-master-book/>



Sneak Peek Edition

Buy to Unlock Full Access

<https://store.rajanetworks.com/chat-gpt-master-book/>



Sneak Peek Edition

Buy to Unlock Full Access

<https://store.rajanetworks.com/chat-gpt-master-book/>

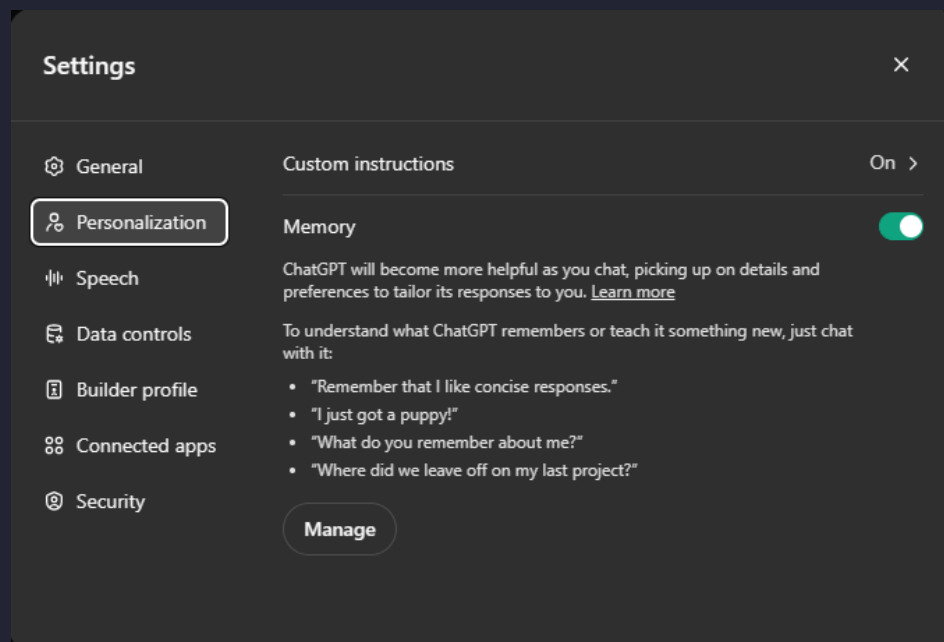
But unlike custom instructions, this memory **is not as destructive** to the output, and **it applies across chats** (not limited to the same chat).

Essentially, with this feature, we can instruct Chat GPT to remember something we consider important.

Usually, Chat GPT will automatically incorporate certain insights into its memory, but we can hack it to make Chat GPT remember what we want.

The easy way is to tell it, "*remember!....*," and then the "*memory updated*" animation will appear, and what you just said will be stored in the memory.

You can access it in **Settings > Personalization > Memory > Toggle On**.



Of course, this feature can save us time in explaining a context, because even in a new chat, Chat GPT will continue to use that memory when answering (if the question is related to what's in the memory).



Sneak Peek Edition Buy to Unlock Full Access

<https://store.rajanetworks.com/chat-gpt-master-book/>

The 6 Prompt Components

Understanding the concept of the 6 prompt components can help you avoid overly generic responses from GPT, and this method has proven to consistently yield high-quality output.

This technique has been discussed in a prompt engineering course, and now I will share it with you.



Sneak Peek Edition Buy to Unlock Full Access

<https://store.rajanetworks.com/chat-gpt-master-book/>



Sneak Peek Edition

Buy to Unlock Full Access

<https://store.rajanetworks.com/chat-gpt-master-book/>

I'm a freelance graphic designer, create a weekly work schedule for me



Creating a weekly work schedule can help you stay organized and ensure that you balance your projects, client communications, and personal time effectively. Below is a suggested weekly schedule for a freelance graphic designer. This schedule includes time for client work, administrative tasks, marketing, learning, and personal activities.

Suggested Weekly Work Schedule

Monday

- 8:00 AM - 9:00 AM: Morning Routine (exercise, breakfast, planning the day)
- 9:00 AM - 12:00 PM: Client Work (focus on current projects)
- 12:00 PM - 1:00 PM: Lunch Break
- 1:00 PM - 3:00 PM: Client Meetings/Communications (emails, calls, updates)
- 3:00 PM - 5:00 PM: Project Work/Design (working on designs or revisions)
- 5:00 PM - 6:00 PM: Administrative Tasks (invoicing, contracts, organizing files)
- 6:00 PM onwards: Personal Time (dinner, relaxation, hobbies)

However, if we only type the **[context]**, then the result is likely not what we expect.

I'm a freelance graphic designer



That sounds great! Freelancing in graphic design can be a very rewarding and flexible career. Whether you're just starting out or have been doing it for a while, there are always new things to learn and ways to grow your business. Here are some areas we could discuss or questions you might have:



Sneak Peek Edition

Buy to Unlock Full Access

<https://store.rajanetworks.com/chat-gpt-master-book/>



Sneak Peek Edition

Buy to Unlock Full Access

<https://store.rajanetworks.com/chat-gpt-master-book/>



Sneak Peek Edition

Buy to Unlock Full Access

<https://store.rajanetworks.com/chat-gpt-master-book/>



Sneak Peek Edition

Buy to Unlock Full Access

<https://store.rajanetworks.com/chat-gpt-master-book/>

Examples of this persona include:

- Simple
- Technical
- Creative
- Like a pro
-
- An amateur person
-
-
-

I often ask



Sneak Peek Edition
Buy to Unlock Full Access

<https://store.rajanetworks.com/chat-gpt-master-book/>



Sneak Peek Edition

Buy to Unlock Full Access

<https://store.rajanetworks.com/chat-gpt-master-book/>



Sneak Peek Edition

Buy to Unlock Full Access

<https://store.rajanetworks.com/chat-gpt-master-book/>



Sneak Peek Edition Buy to Unlock Full Access

<https://store.rajanetworks.com/chat-gpt-master-book/>

.....

However, there are so many terms that might be difficult for us to memorize.

You can see some examples of tones below:



Sneak Peek Edition

Buy to Unlock Full Access

<https://store.rajanetworks.com/chat-gpt-master-book/>



Sneak Peek Edition

Buy to Unlock Full Access

<https://store.rajanetworks.com/chat-gpt-master-book/>

There are so many terms we have to memorize (and it's unlikely that we want to memorize them), so this issue leads to the tips I will provide to speed up the tone selection process.

The tip is that



Sneak Peek Edition
Buy to Unlock Full Access

<https://store.rajanetworks.com/chat-gpt-master-book/>



Sneak Peek Edition

Buy to Unlock Full Access

<https://store.rajanetworks.com/chat-gpt-master-book/>



Sneak Peek Edition

Buy to Unlock Full Access

<https://store.rajanetworks.com/chat-gpt-master-book/>



Sneak Peek Edition

Buy to Unlock Full Access

<https://store.rajanetworks.com/chat-gpt-master-book/>

The function of Customize Chat GPT is to inform Chat GPT about your background, preferences, hobbies, and how you want Chat GPT to respond to you.

Here's the difference in responses when **not using** Chat GPT Customization:



Sneak Peek Edition
Buy to Unlock Full Access

<https://store.rajanetworks.com/chat-gpt-master-book/>

And here's the output when I **have set up** Chat GPT Customization:



Sneak Peek Edition

Buy to Unlock Full Access

<https://store.rajanetworks.com/chat-gpt-master-book/>

See? The difference in output is clear.

However, it's important to note that this feature can become a disaster if we fail to analyze our usage, preferences, and potential well.

For example, some tech reviewers suggest including your city of residence, interests, and some other things that I find less accurate.

Why?



Sneak Peek Edition

Buy to Unlock Full Access

<https://store.rajanetworks.com/chat-gpt-master-book/>



Sneak Peek Edition

Buy to Unlock Full Access

<https://store.rajanetworks.com/chat-gpt-master-book/>



Sneak Peek Edition

Buy to Unlock Full Access

<https://store.rajanetworks.com/chat-gpt-master-book/>



Sneak Peek Edition

Buy to Unlock Full Access

<https://store.rajanetworks.com/chat-gpt-master-book/>



Sneak Peek Edition

Buy to Unlock Full Access

<https://store.rajanetworks.com/chat-gpt-master-book/>



Sneak Peek Edition

Buy to Unlock Full Access

<https://store.rajanetworks.com/chat-gpt-master-book/>



Sneak Peek Edition

Buy to Unlock Full Access

<https://store.rajanetworks.com/chat-gpt-master-book/>



Sneak Peek Edition

Buy to Unlock Full Access

<https://store.rajanetworks.com/chat-gpt-master-book/>

However, of course, AI detection can still be bypassed by applying certain methods.

For example, using paraphrasing tools like Quillbot.

But I think that's quite useless because these tools are already very popular.

You may need a specific strategy to make the article feel more human-written.

Usually, I will implement a fairly complex SOP to make the result closer to natural human creation.

I will show you a **small part** of the SOP I use:



Sneak Peek Edition
Buy to Unlock Full Access

<https://store.rajanetworks.com/chat-gpt-master-book/>



Sneak Peek Edition

Buy to Unlock Full Access

<https://store.rajanetworks.com/chat-gpt-master-book/>



Sneak Peek Edition

Buy to Unlock Full Access

<https://store.rajanetworks.com/chat-gpt-master-book/>

To ensure it sounds as natural as possible and is not detected as AI-generated.

However, I am not teaching this to be misused. Make sure you take responsibility for what you produce (meaning you must verify the accuracy of the information included and be honest).

You can use Chat GPT again for rewriting or use special tools for paraphrasing and rewriting, your choice.

But if it seems too complicated, just use Chat GPT and request something like this:



Sneak Peek Edition
Buy to Unlock Full Access

<https://store.rajanetworks.com/chat-gpt-master-book/>

3. Writing a Story

If you are a creator or planning to create a channel that features stories, I believe Chat GPT does an excellent job.

I have a friend who loves telling stories; he has been writing since middle school.

One thing I've noticed about him is that everyone likes him because when they first meet him, he doesn't hesitate or feel awkward about sharing his stories, even if they are boring.



Sneak Peek Edition
Buy to Unlock Full Access

<https://store.rajanetworks.com/chat-gpt-master-book/>



Sneak Peek Edition

Buy to Unlock Full Access

<https://store.rajanetworks.com/chat-gpt-master-book/>

Prompt:

Act as great marketer and good storytellers, now make a sarcastic story for my ads, I'm selling a skincare. Make sure the story have a strong emotional sense to my audience. Ensure that the story flows naturally and smoothly. Avoid making it stiff, over-the-top, or sounding like a sales pitch

Notice the prompt above, at the beginning I asked Chat GPT to act like a great marketer and skilled storyteller.

I asked it to create a sarcastic, emotionally charged story for my skincare ad text.

The next prompt is optional because I like a natural and flowing style, not something overdone and overtly advertising the product.

You can ask Chat GPT to create a story from scratch, or even better if you already have a concept, such as character names, plot, and storyline prepared.

Just explain to Chat GPT what kind of storytelling style you want and mention the concept you have designed.

4. Translating

Translation from Chat GPT is better and more natural compared to using Google Translate or DeepL.

The reason is that Chat GPT understands the context as a whole rather than translating per sentence.



Sneak Peek Edition

Buy to Unlock Full Access

<https://store.rajanetworks.com/chat-gpt-master-book/>



Sneak Peek Edition

Buy to Unlock Full Access

<https://store.rajanetworks.com/chat-gpt-master-book/>

I always ask small confusions, such as:

Prompt:

Now I use honey as a mixture for coffee, but you said palm sugar is the best choice because it contains minerals, but I can't trust it because sometimes palm sugar gets mixed with flour, while honey is easy to get and I think it's healthier than milk. Then if honey has the potential to cause type 2 diabetes, isn't it counteracted by coffee preventing type 2 diabetes?

Questions like that are very difficult to google and get accurate answers. One solution is to consult a specialist doctor, but with Chat GPT all that feels easy and real-time.

I'll take another example, for instance, I am asking about the Ottoman Empire, I am interested in reading books related to that empire, I can easily ask Chat GPT:

Prompt:

I am quite interested in the history of the Ottoman Empire, find some of the most popular and famous books that tell the story of the Ottoman Empire and give a little summary about those books, and give your recommendations

Then a moment later I can ask again:

Prompt:

I am quite impressed with how this empire lasted for hundreds of years, I want to know the common thread and philosophical lessons about this empire, give the top 20% information about it



Sneak Peek Edition

Buy to Unlock Full Access

<https://store.rajanetworks.com/chat-gpt-master-book/>



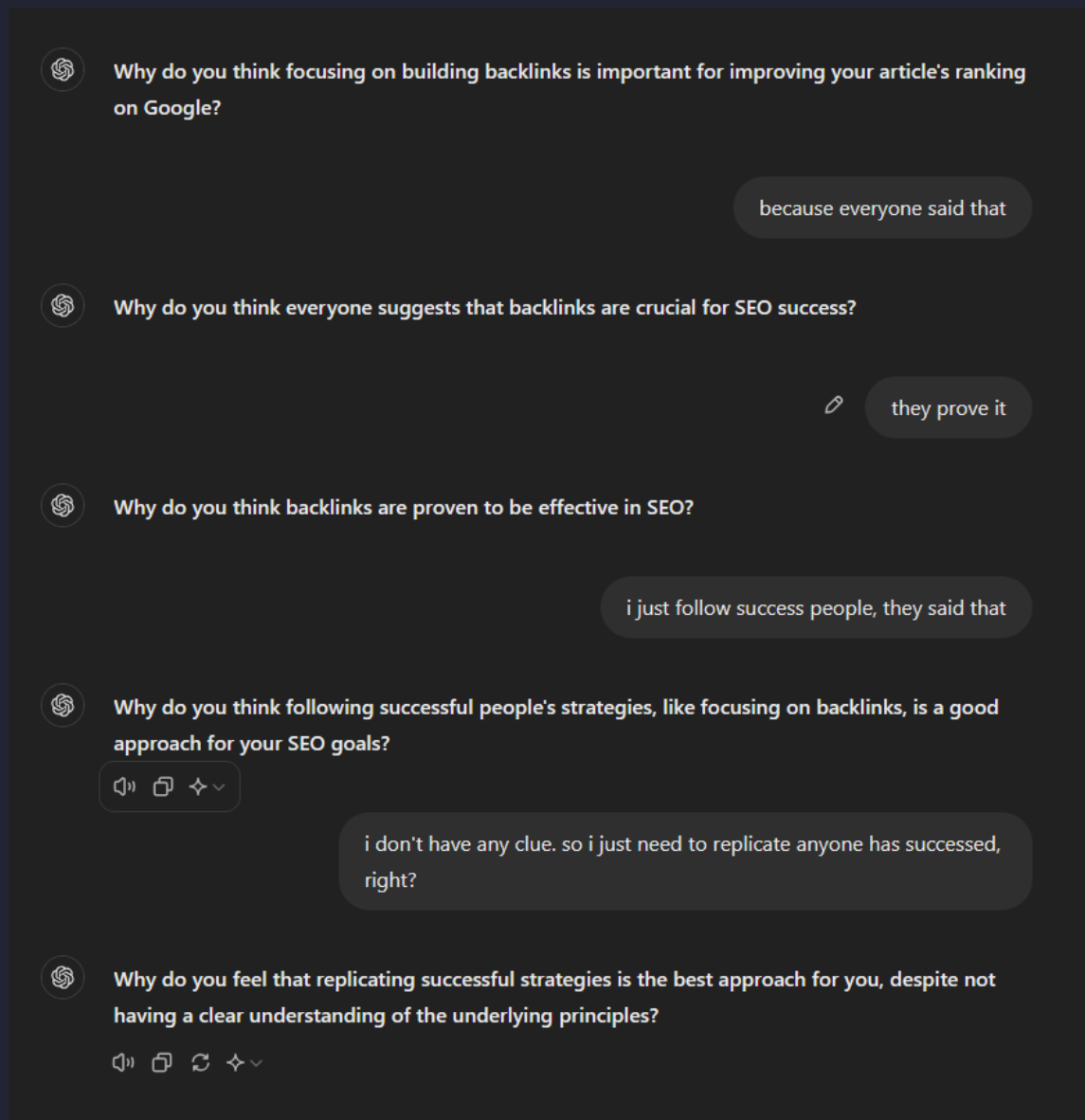
Sneak Peek Edition

Buy to Unlock Full Access

<https://store.rajanetworks.com/chat-gpt-master-book/>

You can see the result of my casual chat below.

In several threads of questions, it asks something that should be my focus and action, compared to doing something with less reasonable grounds.



This can make us aware of what we have done, question everything we think is right, and determine the most appropriate actions and attitudes for our situation.



Sneak Peek Edition

Buy to Unlock Full Access

<https://store.rajanetworks.com/chat-gpt-master-book/>



Sneak Peek Edition

Buy to Unlock Full Access

<https://store.rajanetworks.com/chat-gpt-master-book/>



Sneak Peek Edition

Buy to Unlock Full Access

<https://store.rajanetworks.com/chat-gpt-master-book/>

Collection of Quality Prompts from Experts

For some people, this might be the most anticipated section, but for me, what matters most is each individual's imagination and mindset.

Even so, I will only choose prompts that truly have meaning and only a few that are common (as supplements and additional insights for you), so that your instinct in using Chat GPT will develop naturally.

But regardless of your preference, please enjoy the various selected prompts from experts that have been refined (including my own creations) below:

1. A Room Full Of Experts

💡 Answering questions from multiple perspectives of various expertise at once, this can be a remarkable breakthrough for dealing with various situations

Prompt:

[ISSUE OR DESCRIPTION]

List the expert professionals best suited to deal with this issue

Example:

Increasingly, cybersecurity threats are becoming more sophisticated, targeting both individuals and organizations with complex attacks such as phishing, ransomware, and data breaches.



Sneak Peek Edition

Buy to Unlock Full Access

<https://store.rajanetworks.com/chat-gpt-master-book/>



Sneak Peek Edition Buy to Unlock Full Access

<https://store.rajanetworks.com/chat-gpt-master-book/>

4. Mastering Topics With Simple Shortcuts

💡 Are you familiar with the Pareto principle? This principle has been adopted in many areas, and using prompts combined with this principle can be a game changer. You only need a little effort to master the top of mind of a topic

Prompt:

I want to learn about [TOPIC]. Write down the 20% of things I need to know to master 80% of the knowledge about it

Example:

I want to learn about SEO. Write down the 20% of things I need to know to master 80% of that knowledge



Sneak Peek Edition
Buy to Unlock Full Access

<https://store.rajanetworks.com/chat-gpt-master-book/>



Sneak Peek Edition

Buy to Unlock Full Access

<https://store.rajanetworks.com/chat-gpt-master-book/>



Sneak Peek Edition

Buy to Unlock Full Access

<https://store.rajanetworks.com/chat-gpt-master-book/>



Sneak Peek Edition

Buy to Unlock Full Access

<https://store.rajanetworks.com/chat-gpt-master-book/>

📌 The usual caveats apply: This approach will fail sometimes, and all prompts need fine-tuning. I find it worked well half the time

7. The 5 Whys

💡 The key to generating the perfect command is by stating the reason for doing something as clearly as possible.

If you do that, you allow AI to understand what is needed to achieve the goal.

This is the key to outstanding results.

If you ask AI to make a recipe, you will indeed get one. But if you ask because you want to eat healthily, it can make a big difference in the grocery list.

Prompt:

Use the the Five Whys technique to help me get clarity. Start by asking me what action I want to take and continue asking why until I type OK

➡ Next, answer and explain according to the desired goal, so the goal becomes more focused

➡ After getting the most specific and in-depth reason, you can use that information for various purposes, such as strategy, reflection, or others



Sneak Peek Edition
Buy to Unlock Full Access

<https://store.rajanetworks.com/chat-gpt-master-book/>



Sneak Peek Edition

Buy to Unlock Full Access

<https://store.rajanetworks.com/chat-gpt-master-book/>



Sneak Peek Edition

Buy to Unlock Full Access

<https://store.rajanetworks.com/chat-gpt-master-book/>



Sneak Peek Edition

Buy to Unlock Full Access

<https://store.rajanetworks.com/chat-gpt-master-book/>



Sneak Peek Edition

Buy to Unlock Full Access

<https://store.rajanetworks.com/chat-gpt-master-book/>



Sneak Peek Edition

Buy to Unlock Full Access

<https://store.rajanetworks.com/chat-gpt-master-book/>



Sneak Peek Edition

Buy to Unlock Full Access

<https://store.rajanetworks.com/chat-gpt-master-book/>



Sneak Peek Edition

Buy to Unlock Full Access

<https://store.rajanetworks.com/chat-gpt-master-book/>



Sneak Peek Edition

Buy to Unlock Full Access

<https://store.rajanetworks.com/chat-gpt-master-book/>

Generate sitemap for a food delivery company



To generate a sitemap for a food delivery company, a flowchart is the most appropriate visualization format. This will help in illustrating the structure of the website and the navigation paths between different pages.

Here is the flowchart in Mermaid syntax:

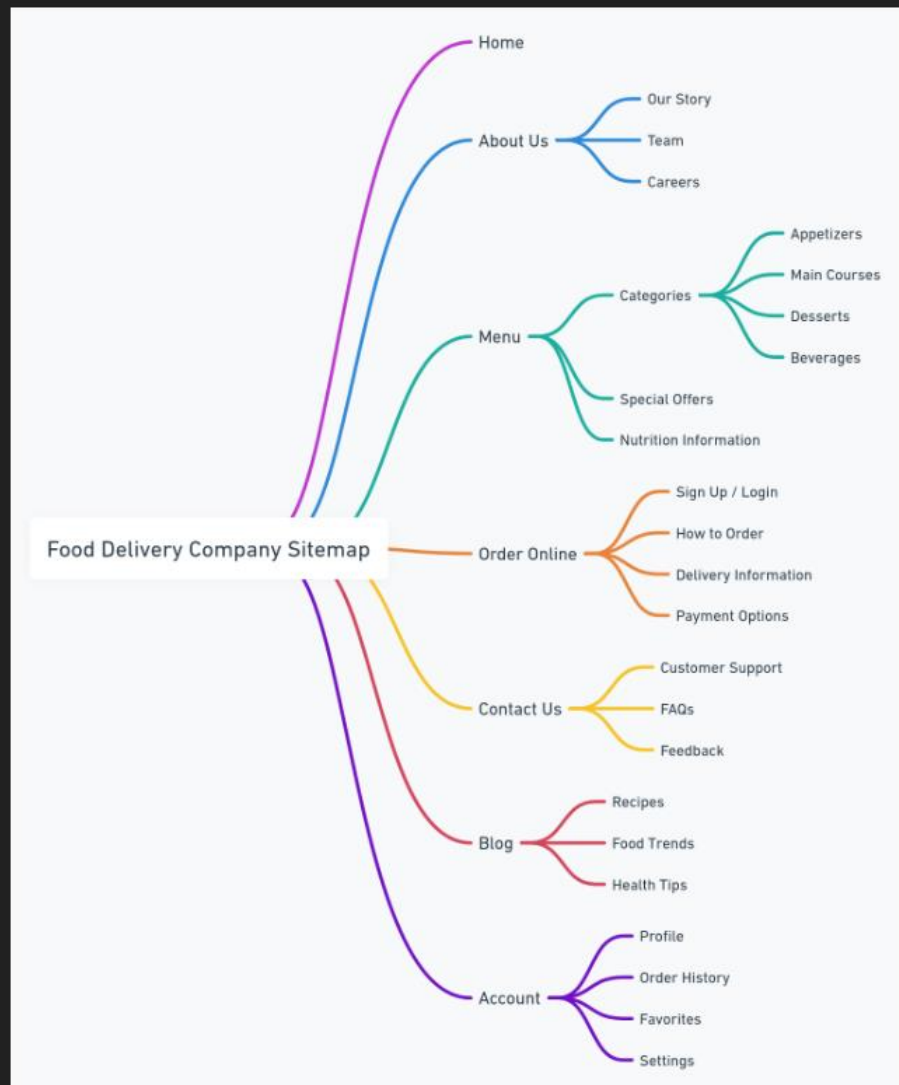
mermaid

Copy code

```
graph TD
  A[Home] --> B[About Us]
  A --> C[Menu]
  A --> D[Order Now]
  A --> E[Contact Us]
  A --> F[Login/Signup]

  C --> G[Categories]
  G --> H[Appetizers]
  G --> I[Main Courses]
  G --> J[Desserts]
  G --> K[Beverages]
```

Here is the generated sitemap for the food delivery company:



📌 Link:



Sneak Peek Edition
Buy to Unlock Full Access

<https://store.rajanetworks.com/chat-gpt-master-book/>



Sneak Peek Edition

Buy to Unlock Full Access

<https://store.rajanetworks.com/chat-gpt-master-book/>



Sneak Peek Edition

Buy to Unlock Full Access

<https://store.rajanetworks.com/chat-gpt-master-book/>



Sneak Peek Edition

Buy to Unlock Full Access

<https://store.rajanetworks.com/chat-gpt-master-book/>



Sneak Peek Edition

Buy to Unlock Full Access

<https://store.rajanetworks.com/chat-gpt-master-book/>



Sneak Peek Edition

Buy to Unlock Full Access

<https://store.rajanetworks.com/chat-gpt-master-book/>



Sneak Peek Edition

Buy to Unlock Full Access

<https://store.rajanetworks.com/chat-gpt-master-book/>

25. Turn Any Text to Emoji

💡 This prompt is basically just for fun, you can input any text in the **[Prompt]** field to translate it into emojis

Prompt:

You have a thorough and creative understanding of the meaning of each emoji and its proper use. I will give you sentences that you must translate into the appropriate emoji. Your job is to create these sentences using the most appropriate emoji to effectively convey the intended message. Make sure your responses consist of emojis only. Do not include any text in your reply. My first sentence is "[PROMPT]"



Sneak Peek Edition

Buy to Unlock Full Access

<https://store.rajanetworks.com/chat-gpt-master-book/>



Sneak Peek Edition

Buy to Unlock Full Access

<https://store.rajanetworks.com/chat-gpt-master-book/>



Sneak Peek Edition

Buy to Unlock Full Access

<https://store.rajanetworks.com/chat-gpt-master-book/>



Sneak Peek Edition

Buy to Unlock Full Access

<https://store.rajanetworks.com/chat-gpt-master-book/>

30. Six Thinking Hats Prompt

💡 The Six Thinking Hats method is often used in decision-making or problem-solving to achieve wisdom. It works by dividing thinking into six different hats (facts, emotions, caution, optimism, creativity, and organization)

Below, I will demonstrate its application in decision-making when launching a new product:

Prompt:

Use six thinking hats method on this case:

Case: [YOUR CASE]

- 1. White Hat: [Your Question About Facts & Data]*
- 2. Red Hat: [Your Question About Emotion and Intuition]*
- 3. Black Hat: [Your Question About Caution and Risk]*
- 4. Yellow Hat: [Your Question About Optimism and Benefits]*
- 5. Blue Hat: [Your Question Creativity and Alternatives]*
- 6. Blue Hat: [Your Question About Organizing and Thinking Process]*

Example:

Use six thinking hats method on this case:

Case: A technology company is considering launching a new product, a smart device that integrates AI to make home management easier.

.....



Sneak Peek Edition

Buy to Unlock Full Access

<https://store.rajanetworks.com/chat-gpt-master-book/>



Sneak Peek Edition

Buy to Unlock Full Access

<https://store.rajanetworks.com/chat-gpt-master-book/>



Sneak Peek Edition

Buy to Unlock Full Access

<https://store.rajanetworks.com/chat-gpt-master-book/>

End of Words

I could make hundreds (even thousands) of trash prompts if I wanted to, but that would be very boring and you might not use (or even read) them.

So, I just want to share a list of meaningful prompts, and a few generic ones.

Some formulas might not be revealed yet, but most of them (more than 90%) have been disclosed in this book.

Even with the thought process I've included, it should trigger you to explore its potential further.

We haven't yet discussed generative image AI, which is much more dynamic, or how to process AI outputs into various use cases.

I'm also interested in discussing how to combine AI with automation, which I've been working on recently.

Once ready, I will release it on the [Raja Store Networks page](#).

Currently, I still need to conduct in-depth research and complex analysis to discuss more challenging topics, all of which is inseparable from you as the audience.

I am very grateful that you purchased this book; it greatly helps me to progress further.

I always aim to deliver more, so anything I receive is essentially fuel for me to contribute even more.

I hope you gain some (or even a lot of) value from this book. Feel free to [send feedback through this form](#).

Best of luck always and keep up the spirit of learning!

===== **END OF BOOK** =====

LATEST UPDATES

Stay updated with the latest advancements and enhancements detailed in this guide. Any new updates will be added here.

Download the latest file via your account if you created one during checkout. If not, please [contact support](#) with your purchase email to access the updates.

Regularly check this section for the most current insights.

Copyright ©2024 by Raja Networks Store

All rights reserved. No part of this publication may be reproduced, stored in a retrieval system, or transmitted, in any form or by any means, electronic, mechanical, photocopying, recording, or otherwise, without the prior written permission of the publisher, except in the case of brief quotations embodied in critical reviews and certain other noncommercial uses permitted by copyright law.

For further details on permissions and copyright, please [visit our copyright page at raja store](#).

Disclaimer

The content of this book is provided in good faith and is intended for general information purposes only. The publisher and the author make no warranties of any kind concerning the completeness or accuracy of the content herein, and they shall not be liable for any errors or omissions. Any actions you take based on the contents of this book are strictly at your own risk.

Intellectual Property

This work is the result of the creativity and innovation of the author ([Balkis Anton Nurohman](#)), reflecting the authenticity and originality valued in scholarly work.

Readers are urged to respect this intellectual property and to avoid unfair practices such as piracy or illegal distribution that could harm the author.